

Ability Based Categories



- In 2019 the Idaho Cycling League will be changing to Ability Based categories
 - Freshman Category will continue for all 9th grade student-athletes as an introduction to high school racing—series based with longer race durations
 - The Sophomore and Junior Varsity categories will become JV 1 and JV 2
 - Allows riders regardless of grade to race against appropriate competitors
 - Allows 'adventure track' student-athletes to still compete in races but at a less intense level of competition
 - Elevates JV1 category to align better as a progression rather than a catch all
 - Varsity will remain unchanged
- Normal petition process for exceptions will continue to exist
 - Will bias toward seeing results of first race before making decisions

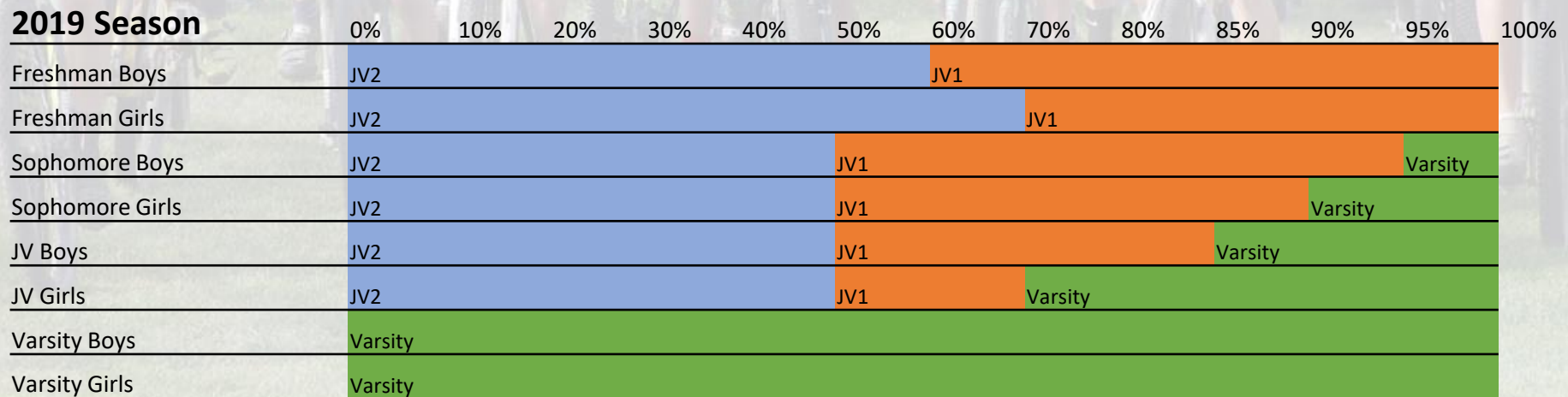
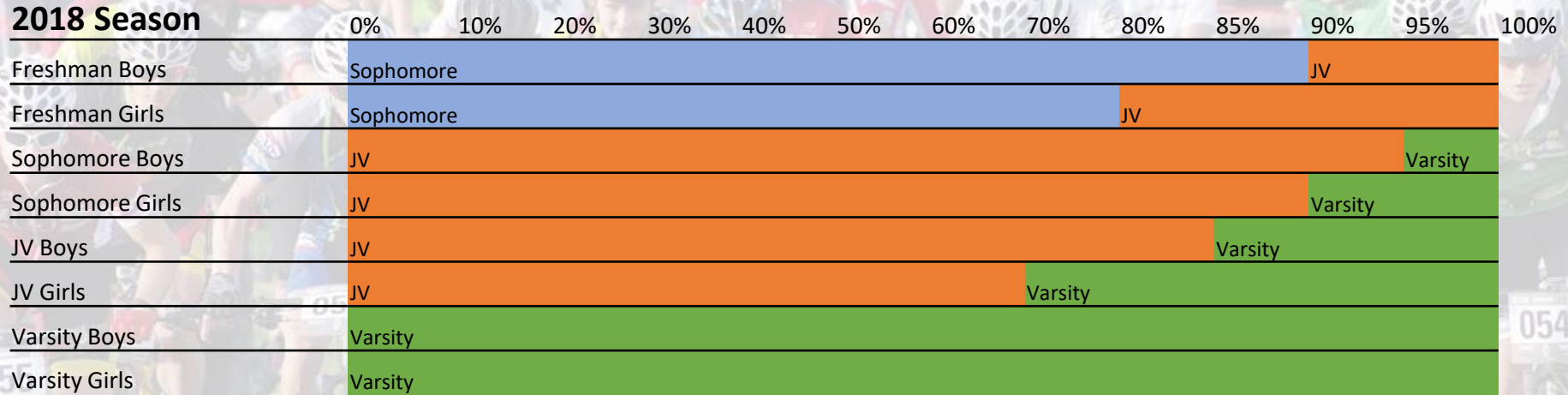
Category Placement Calculation

(no change from prior years)



- Category assignment is based on having either 2 race results OR 1 race result and the overall result meeting the category criteria
 - Race Result Calculation: for each separate race the finishing place is divided by the total number of riders, including DNFs and the quotient is then multiplied by 100
 - Overall Calculation: the end-of-season finishing position, based on the best 4 results, is divided by the total number of riders with season results and the quotient is then multiplied by 100

2019 Category Placement Criteria



Expected Lap Counts



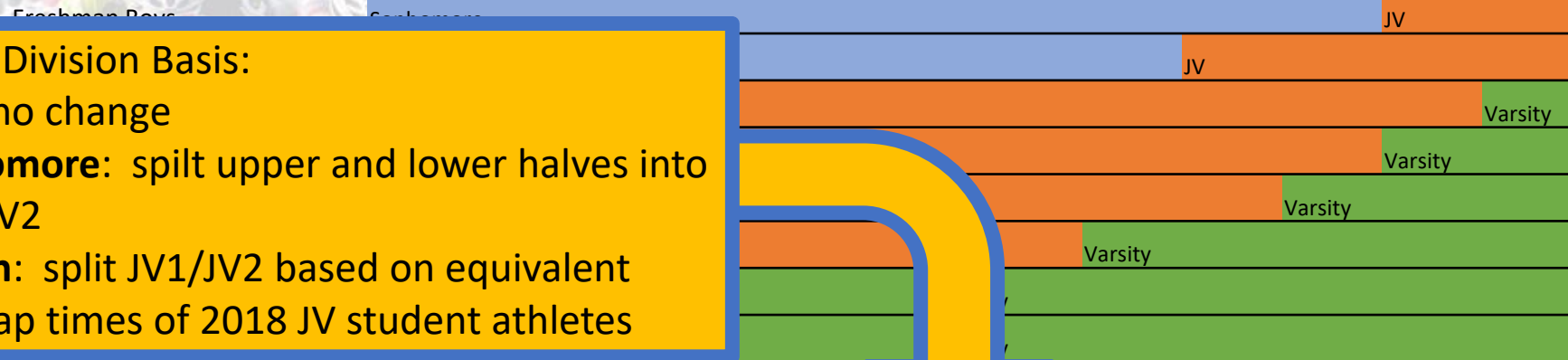
Laps	Boys	Girls
Varsity	4	3
JV1	3	2
JV2	2	2
Freshman	2	2
Middle School	1	1

Based on current venue and expected course design, the lap counts for 2019 are expected to follow prior year structure adjusted for the new categories

2019 Category Placement Criteria (Category Division)




2018 Season 0% 10% 20% 30% 40% 50% 60% 70% 80% 85% 90% 95% 100%



Category Division Basis:
Varsity: no change
JV/Sophomore: split upper and lower halves into JV1 and JV2
Freshman: split JV1/JV2 based on equivalent average lap times of 2018 JV student athletes

2019 Season 0% 10% 20% 30% 40% 50% 60% 70% 80% 85% 90% 95% 100%



2019 Category Placement Criteria (How to Read)



- 1) Find 2018 Actual Race Category
- 2) Compare top two race results AND top race result and overall result against 2018 Performance Scale
- 3) 2019 Race Category is where highest placement from #2 lands

Example: Eddie raced JV Boys in 2018 and had the following race results:

RACE 1	RACE 2	RACE 3	RACE 4	RACE 5	OVERALL
72%	45%	82%	87%	68%	84%

His top two races (#3 and #4) don't both meet the varsity criteria (>85%)

His top race (#4) and his overall don't both meet the varsity

→ Eddie is assigned to JV1 for 2019 Season

